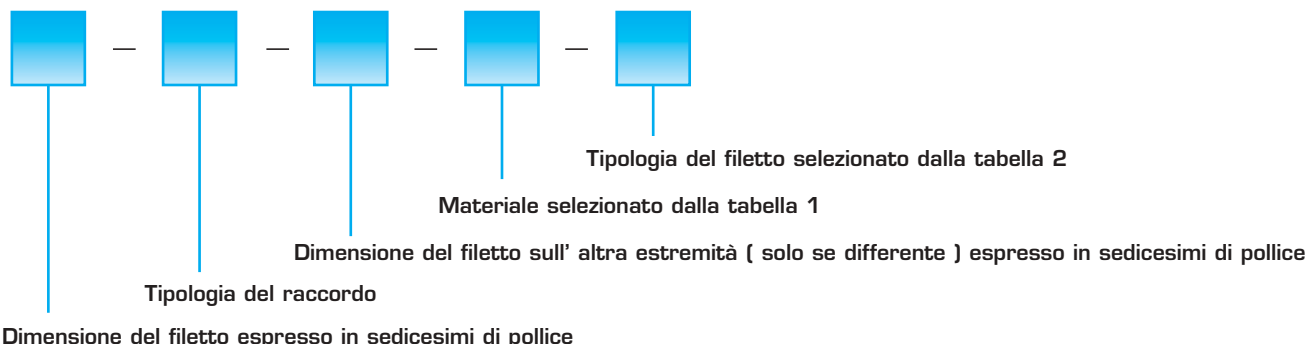


## COME ORDINARE





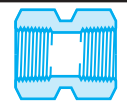



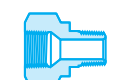




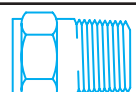




**TABELLA 1**

NO SUFFIX = 316  
 L = 316 L  
 O = OTTONE  
 M = MONEL  
 TI = TITANIO  
 H = HASTELLOY  
 I = INCONEL

**TABELLA 2**

NO SUFFIX = NPT ANSI B1.20.1  
 K = BSPP ISO 228/1, BS 2779 - ISO 228/1  
 J = BSPT ISO 7/1, BS 21, DIN 2999

	<b>NIPPOLO</b> <b>N</b>	<b>40</b>		<b>GOMITO MASCHIO/FEMMINA</b> <b>GMF</b>	<b>43</b>
	<b>NIPPOLO RIDUCENTE</b> <b>NR</b>	<b>40</b>		<b>GOMITO FEMMINA</b> <b>GFF</b>	<b>43</b>
	<b>MANICOTTO</b> <b>M</b>	<b>41</b>		<b>T FEMMINA</b> <b>FT</b>	<b>44</b>
	<b>MANICOTTO RIDUCENTE</b> <b>MR</b>	<b>41</b>		<b>T FEMMINA CON MASCHIO LATERALE</b> <b>TS</b>	<b>44</b>
	<b>ADATTATORE</b> <b>A</b>	<b>42</b>		<b>T FEMMINA CON MASCHIO CENTRALE</b> <b>TB</b>	<b>44</b>
	<b>ADATTATORE RIDUCENTE</b> <b>AR</b>	<b>42</b>		<b>T MASCHIO</b> <b>MT</b>	<b>45</b>
	<b>RIDUZIONE MASCHIO/FEMMINA</b> <b>RMF</b>	<b>42</b>		<b>TAPPO MASCHIO</b> <b>TM</b>	<b>45</b>
	<b>GOMITO MASCHIO</b> <b>GMM</b>	<b>43</b>		<b>TAPPO FEMMINA</b> <b>TF</b>	<b>45</b>