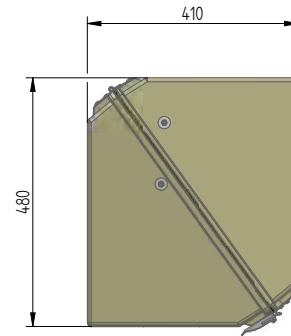
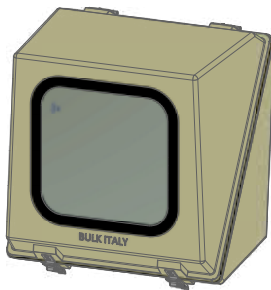


**MODEL: 500G2**


### Technical characteristics

- Instrument protection enclosure made in hot pressed GRP (Glassfibre Reinforced Polyester)
- External dimension in mm: 460 (width) x 410 (depth) x 480 (height)
- Minimum thickness 5 mm
- Hinges, clasps and lid propstay made in stainless steel
- Window made in safety glass
- Gasket made in EPDM or Silicone
- Working temperature range:  
EPDM gasket: -40°C + 100°C  
SILICONE gasket: -60°C + 100°C
- Light grey color similar to RAL 7032

### Protection degree

- IIP 66 construction
- IK10 construction in according to EN 62262:2002
- IK10 construction at -60°C and + 100°C in according to EN 62262:2002

### Resistant to most corrosive types of environments

- UV resistant in according to EN 60079
- Positively tested Sand and Dust Procedure II - Blowing sand in according to MIL-STD-810G METHOD 510.5
- Positively tested to Salt Mist Corrosion
- Positively tested in wind tunnel up to 160 km/h

### Hardly inflammable and self-extinguishing

- "V-0" classification in according to UL 94 June 2009
- Determination of burning behavior by oxygen index in according to UNI EN ISO 4589-2: 35% Oxygen Index
- Classification of fire behavior in according to DIN 4102-1:1998: CLASS B2

### Export license:

- EAC CU TR 010/2011 compliance
- CE MARK 2014/35/UE

### Options/accessories:

- antistatic material in according to ATEX or CU TR 012/2011: see model 500N2
- thermal insulation
- electrical heater and thermostat
- junction box
- shrinkable
- louvres
- cable gland
- grommet
- bulkhead union
- capillary entry
- TAG label
- lockable door
- drain device
- earth bar
- handle
- special mounting bracket
- compact manifold
- 2" pipe stand



**HOW TO ORDER:**

ENCLOSURE SERIE	GASKET TYPE	MATERIAL	WINDOW	INSULATION	TYPICAL ASSEMBLY	MOUNTING BRACKET MATERIAL	CERTIFICATION
50	0: EPDM (MIN. -40 °C)	G: GRP LIGHT GREY RAL 7032	2: WITH WINDOW	C: INSULATED	SELECT FROM BELOW	A: ZINC-COATED STEEL	C: CE
	1: SILICONE (MIN. -60°C)	(*)		S: NOT INSULATED		B: AISI 316	E: EAC CU TR 010/2011 COMPLIANCE
						C: NOT REQUIRED	F: NOT REQUIRED

(\*) Other colours available on request

**EXAMPLE: 500G2S015AF**

ENCLOSURE SERIE 50 NOT INSULATED WITH WINDOW, MATERIAL GRP LIGHT GREY RAL 7032 C/W EPDM GASKET, INTERNAL AND EXTERNAL ZINC-COATED STEEL MOUNTING PLATE FOR 2" PIPESTAND, WITHOUT CERTIFICATE

500G2 SERIE IE

TYPICAL ASSEMBLY 000	TYPICAL ASSEMBLY 015	TYPICAL ASSEMBLY 025
Without mounting brackets	External bracket placed on the bottom side for 2" pipe stand Internal 2" vertical pillar placed on the bottom side	External bracket placed on the rear side for 2" pipe stand Internal 2" vertical pillar placed on the rear side
TYPICAL ASSEMBLY 035	TYPICAL ASSEMBLY 045	TYPICAL ASSEMBLY 055
External bracket placed on the bottom side for 2" pipe stand Internal plate placed on the rear side	External bracket placed on the rear side for 2" pipe stand Internal plate placed on the rear side	External bracket placed on the bottom side for 2" pipe stand Internal 2" horizontal pillar placed on the bottom side
TYPICAL ASSEMBLY 065	TYPICAL ASSEMBLY 075	TYPICAL ASSEMBLY 085
External bracket placed on the rear side for 2" pipe stand Internal 2" horizontal pillar placed on the bottom side	External bracket placed on the rear side for wall mounting Internal 2" vertical pillar placed on the rear side	External bracket placed on the rear side for 2" pipe stand Internal 2" vertical pillar placed on the bottom side



bulk

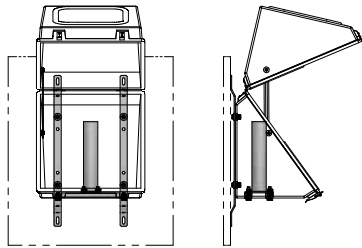
MADE IN ITALY

# GRP ENCLOSURES

## INSTRUMENT ENCLOSURE SERIE IE

500G2 SERIE IE

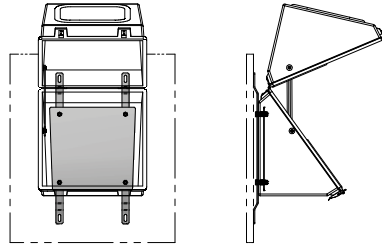
### TYPICAL ASSEMBLY 105



External bracket placed on the rear side for wall mounting

Internal 2" vertical pillar placed on the bottom side

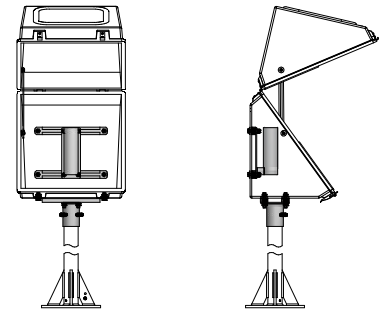
### TYPICAL ASSEMBLY 115



External bracket placed on the rear side for wall mounting

Internal plate placed on the rear side

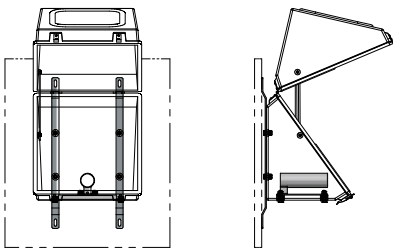
### TYPICAL ASSEMBLY 125



External bracket placed on the bottom side for 2" pipe stand

Internal 2" vertical pillar placed on the rear side

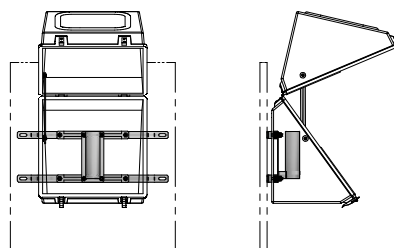
### TYPICAL ASSEMBLY 135



External bracket placed on the rear side for wall mounting

Internal 2" horizontal pillar placed on the bottom side

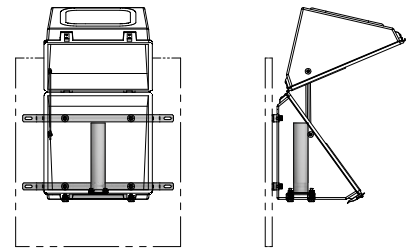
### TYPICAL ASSEMBLY 145



External bracket placed on the rear side for wall mounting

Internal 2" vertical pillar placed on the rear side

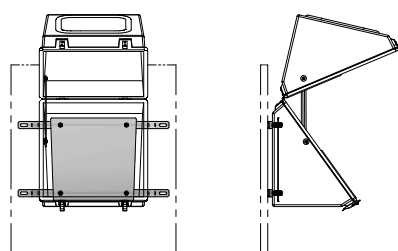
### TYPICAL ASSEMBLY 155



External bracket placed on the rear side for wall mounting

Internal 2" vertical pillar placed on the bottom side

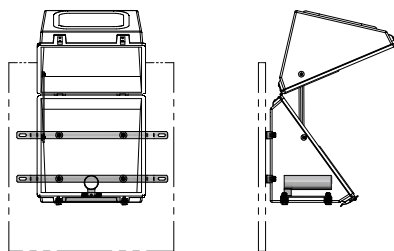
### TYPICAL ASSEMBLY 165



External bracket placed on the rear side for wall mounting

Internal plate placed on the rear side

### TYPICAL ASSEMBLY 175



External bracket placed on the rear side for wall mounting

Internal 2" horizontal pillar placed on the bottom side