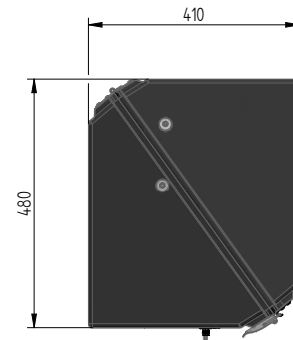


MODEL: 500N2

 ATEX 2014-34-UE
 CU TR 012/2011

Technical characteristics

- Instrument protection enclosure made in hot pressed GRP (Glassfibre Reinforced Polyester)
- Antistatic material (surface resistance \leq of $10^9 \Omega$)
- External dimension in mm: 460 (width) x 410 (depth) x 480 (height)
- Average thickness 5 mm
- Hinges, clasps and lid propstay made in stainless steel
- Window made in safety glass
- Gasket made in EPDM or Silicone
- Working temperature range:
 EPDM gasket: $-40^\circ\text{C} + 100^\circ\text{C}$
 SILICONE gasket: $-60^\circ\text{C} + 100^\circ\text{C}$
- Black color

Protection degree

- IIP 66 construction
- IK10 construction in according to EN 62262:2002
- Positively tested to Impact test at -60°C
 CEI EN 60811-506

Resistant to most corrosive types of environments

- UV resistant in according to EN 60079
- Positively tested Sand and Dust
 Procedure II - Blowing sand in according to MIL-STD-810G METHOD 510.5
- Positively tested to Salt Mist Corrosion
- Positively tested in wind tunnel up to 160 km/h

Hardly inflammable and self-extinguishing

- "V-0" classification in according to UL 94 June 2009
- Determination of burning behavior by oxygen index in according to UNI EN ISO 4589-2: 30,5% Oxygen Index
- Classification of fire behavior in according to DIN 4102-1:1998: CLASS B2

Export license:

- ATEX 2014-34-UE
- II 2G Ex h IIC T6 ..T3 Gb X
- II 2D Ex h IIIC T85°C..T200°C Db X
- CU TR 012/2011
- II Gb T6...T3 X, III Db T85°C...T200°C X
- II Gb T6 X, III Db T85°C X

IMPORTANT NOTE: EX certifications cover only the enclosure, any product installed inside must be certified for hazardous area

Options/accessories:

- thermal insulation
- electrical heater and thermostat
- junction box
- shrinkable
- louvres
- cable gland
- grommet
- bulkhead union
- capillary entry
- TAG label
- lockable door
- drain device
- earth bar
- handle
- special mounting bracket
- compact manifold
- 2" pipe stand



HOW TO ORDER:

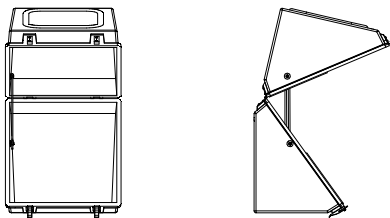
ENCLOSURE SERIE	GASKET TYPE	MATERIAL	WINDOW	INSULATION	TYPICAL ASSEMBLY	MOUNTING BRACKET MATERIAL	CERTIFICATION
50	0: EPDM (MIN. -40°C)	N: GRP ANTISTATIC BLACK	2: WITH WINDOW	C: INSULATED	SELECT FROM BELOW	A: ZINC-COATED STEEL	A: ATEX
	1: SILICONE (MIN. -60°C)	(*)		S: NOT INSULATED		B: AISI 316	D: EAC CU TR 012/2011 COMPLIANCE
						C: NOT REQUIRED	

(*) Other colours available on request

EXAMPLE: 500N2S015AA

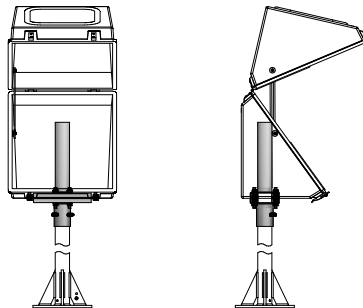
ENCLOSURE SERIE 50 NOT INSULATED WITH WINDOW, MATERIAL GRP ANTISTATIC BLACK C/W EPDM GASKET, INTERNAL AND EXTERNAL ZINC-COATED STEEL MOUNTING PLATE FOR 2" PIPESTAND, ATEX CERTIFIED

TYPICAL ASSEMBLY 000



Without mounting brackets

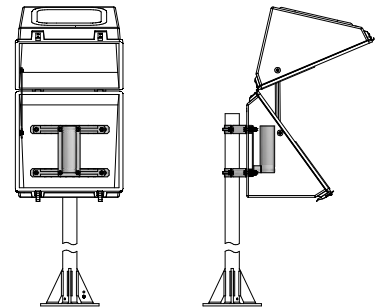
TYPICAL ASSEMBLY 015



External bracket placed on the bottom side for 2" pipe stand

Internal 2" vertical pillar placed on the bottom side

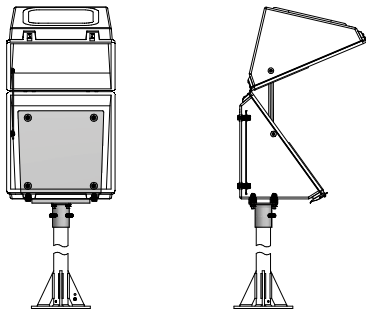
TYPICAL ASSEMBLY 025



External bracket placed on the rear side for 2" pipe stand

Internal 2" vertical pillar placed on the rear side

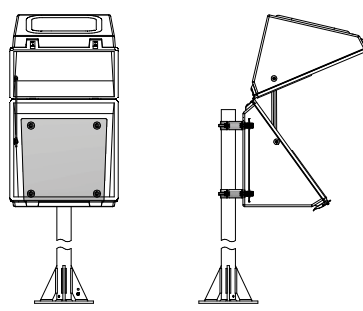
TYPICAL ASSEMBLY 035



External bracket placed on the bottom side for 2" pipe stand

Internal plate placed on the rear side

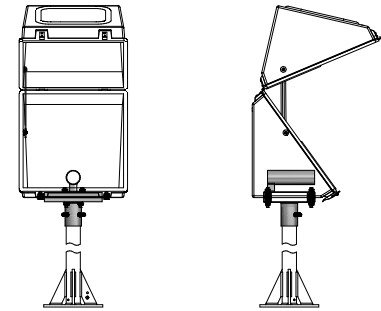
TYPICAL ASSEMBLY 045



External bracket placed on the rear side for 2" pipe stand

Internal plate placed on the rear side

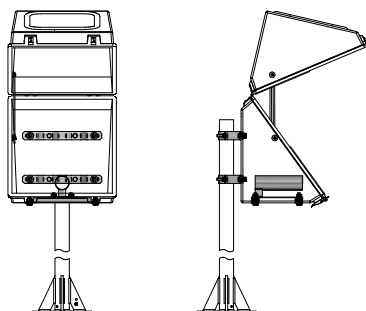
TYPICAL ASSEMBLY 055



External bracket placed on the bottom side for 2" pipe stand

Internal 2" horizontal pillar placed on the bottom side

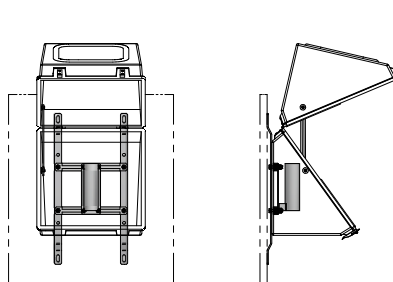
TYPICAL ASSEMBLY 065



External bracket placed on the rear side for 2" pipe stand

Internal 2" horizontal pillar placed on the bottom side

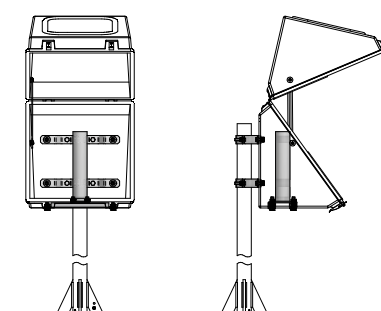
TYPICAL ASSEMBLY 075



External bracket placed on the rear side for wall mounting

Internal 2" vertical pillar placed on the rear side

TYPICAL ASSEMBLY 085



External bracket placed on the rear side for 2" pipe stand

Internal 2" vertical pillar placed on the bottom side



bulk

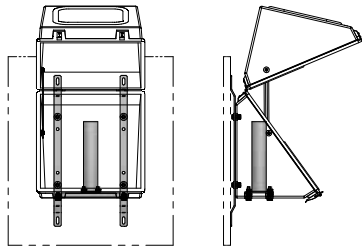
MADE IN ITALY

GRP ENCLOSURES

INSTRUMENT ENCLOSURE SERIE IEN

500N2 SERIE IEN

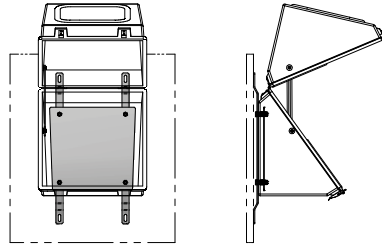
TYPICAL ASSEMBLY 105



External bracket placed on the rear side for wall mounting

Internal 2" vertical pillar placed on the bottom side

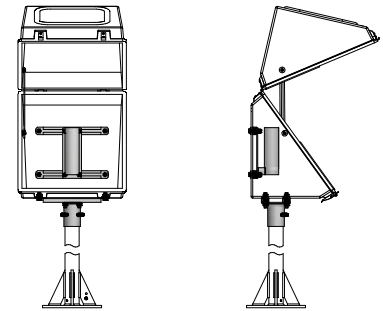
TYPICAL ASSEMBLY 115



External bracket placed on the rear side for wall mounting

Internal plate placed on the rear side

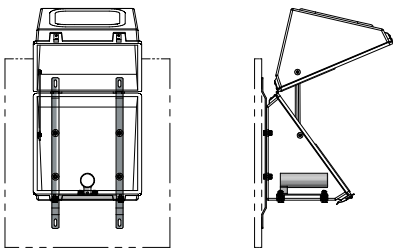
TYPICAL ASSEMBLY 125



External bracket placed on the bottom side for 2" pipe stand

Internal 2" vertical pillar placed on the rear side

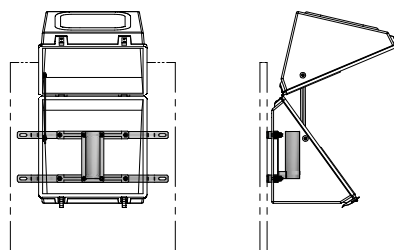
TYPICAL ASSEMBLY 135



External bracket placed on the rear side for wall mounting

Internal 2" horizontal pillar placed on the bottom side

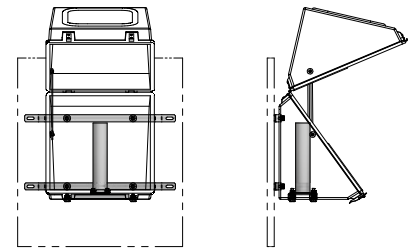
TYPICAL ASSEMBLY 145



External bracket placed on the rear side for wall mounting

Internal 2" vertical pillar placed on the rear side

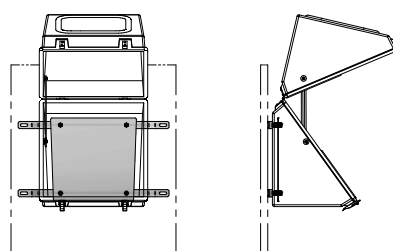
TYPICAL ASSEMBLY 155



External bracket placed on the rear side for wall mounting

Internal 2" vertical pillar placed on the bottom side

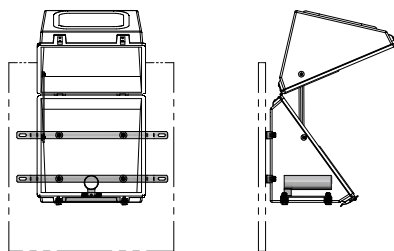
TYPICAL ASSEMBLY 165



External bracket placed on the rear side for wall mounting

Internal plate placed on the rear side

TYPICAL ASSEMBLY 175



External bracket placed on the rear side for wall mounting

Internal 2" horizontal pillar placed on the bottom side